

**FIT  
INDIA**



# **SURAJ SCHOOL**

**DELHI ROAD, REWARI**

**SURAJ  
EDUCATION**

A Global CBSE Affiliated English Medium Co-Ed. School



# **HOLIDAY HOMEWORK**



**For Class UKG**



Name : \_\_\_\_\_  
Class : UKG  
Section : \_\_\_\_\_  
Roll No. : \_\_\_\_\_  
Session : 2026 - 27



### **Dear Parents,**

Holidays are a time for fun, play and learning new things!  
Kindly guide and encourage your child to complete these activities  
neatly and independently.  
Your support helps in your child's all-round development.



*We appreciate your continued support in your child's educational  
journey and look forward to a productive interaction.*






9992111451, 9992111815

[www.surajschoolrewari.com](http://www.surajschoolrewari.com)







Follow us:

# ENGLISH







1. Circle the correct beginning letter.

	A	B	C
	B	D	C
	C	A	D
	D	B	A
	E	F	D







2. Look at the picture and write the first letter.

 _____	 _____
 _____	 _____
 _____	 _____

3. Match the picture with the correct word.

					
•	•	•	•	•	•
sun	ant	mango	cap	book	cow

4. Write the missing letters.







 _ p p l e	 b _ l l
 c _ t	 d _ g
 e _ e p h a n t	 f _ s h

5. Use the words in the box and fill in the blanks.

I    am    a    is

1. \_\_\_\_\_ am a boy.
2. She \_\_\_\_\_ a girl.
3. It \_\_\_\_\_ a cat.
4. We \_\_\_\_\_ friends.

6. Circle the correct word.









					
an / a	an / a	a / an	a / an	an / a	a / an

# HINDI


1. सही अक्षर पर गोला लगाइए।

	अ	आ	इ
	इ	आ	आ
	क	ख	ग
	प	फ	ब
	छ	ज	झ

2. चित्र देखकर पहला अक्षर लिखिए।

	_____		_____
	_____		_____
	_____		_____
	_____		_____

3. चित्र को सही शब्द से मिलाइए।



उल्लू

इमली

ईख

घर

सब्जी

4. खाली स्थान में सही अक्षर लिखिए।

	क _ मल		फ _ व्वारा
	छ _ ता		ग _ मला
	च _ मच		आ _

5. दिए गए अक्षरों को मिलाकर शब्द बनाइए।

- क + म + ल = \_\_\_\_\_
- म + क + ख + न = \_\_\_\_\_
- ग + अ + ज + र = \_\_\_\_\_
- च + म + च = \_\_\_\_\_
- छ + त + ता = \_\_\_\_\_

6. सुनिए और लिखिए।



\_\_\_\_\_

\_\_\_\_\_


\_\_\_\_\_

\_\_\_\_\_

\_\_\_\_\_

# MATHS

1. Count the objects and write the number.



2. Write the missing numbers.



3. Match the following.

	•	•	2
	•	•	4
	•	•	6
	•	•	3
	•	•	5

4. Write >, < or = in the box.

a. 4		7
b. 9		9
c. 3		1
d. 6		2
e. 5		8

5. Add the objects and write the total number in the box.

<p>a.</p> <p>= <input style="width: 40px;" type="text"/></p>	<p>b.</p> <p>= <input style="width: 40px;" type="text"/></p>	<p>c.</p> <p>= <input style="width: 40px;" type="text"/></p>	<p>d.</p> <p>= <input style="width: 40px;" type="text"/></p>	<p>e.</p> <p>= <input style="width: 40px;" type="text"/></p>
--	--	--	--	--

6. Solve the following.

<p>a. <math>2 + 3 =</math></p> <p style="text-align: center;"><input style="width: 40px;" type="text"/></p>	<p>b. <math>5 + 4 =</math></p> <p style="text-align: center;"><input style="width: 40px;" type="text"/></p>	<p>c. <math>7 - 3 =</math></p> <p style="text-align: center;"><input style="width: 40px;" type="text"/></p>	<p>d. <math>10 - 2 =</math></p> <p style="text-align: center;"><input style="width: 40px;" type="text"/></p>	<p>e. <math>6 + 2 =</math></p> <p style="text-align: center;"><input style="width: 40px;" type="text"/></p>
---	---	---	--	---




# ART & CRAFT WORKSHEET




CLASS : UKG

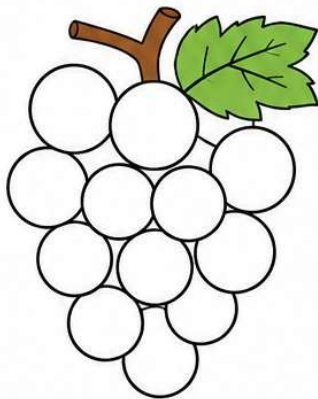
1. Colour the picture neatly.




2. Tear coloured paper and paste inside the apple.



3. Make paper ball and paste inside the bunch of grapes.



4. Cut the shapes on the dotted lines. Paste them to make a house.



5. Draw and colour your favourite fruit.



6. Make a beautiful flower using your handprint.



★ Be creative and keep your work neat and colourful!



- Write capital and small cursive letters A to Z.
- Write two letter words and three letters words.
- Write 1 to 200 counting 3 times.
- Write 200 to 1 backward counting 3 times.
- Write and learn table of 2 and 3 - 5 times.
- हिंदी के दो अक्षर और तीन अक्षर वाले शब्द रोज़ दस-दस लिखें।
- आ की मात्रा ( ा ) का अभ्यास करें।