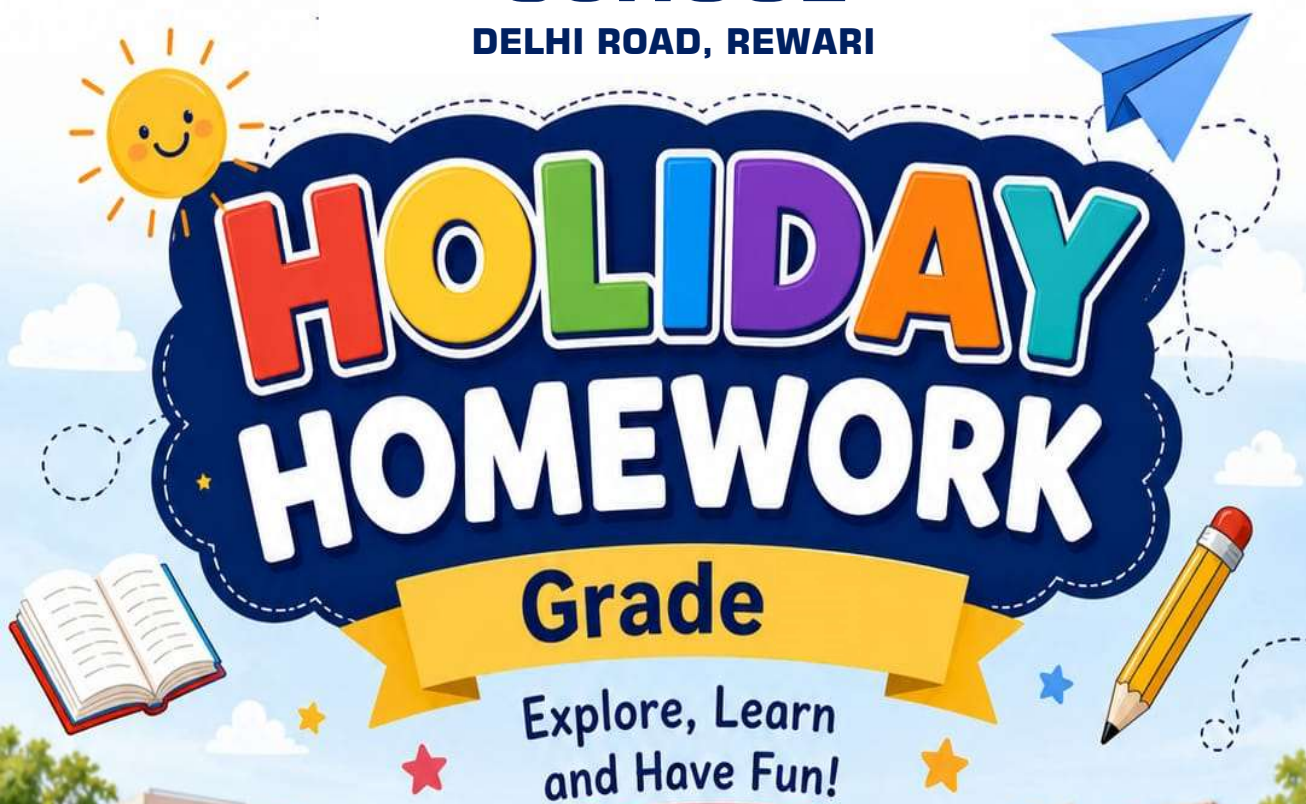




SURAJ SCHOOL

DELHI ROAD, REWARI





HOLIDAY HOMEWORK


Grade


Explore, Learn and Have Fun!



 Name: _____

 Class: _____ Section: _____

 Roll No.: _____

 Session: _____

ENGLISH

Theme: "Explore, Create & Express"

*General Instructions for Students:

- A. Complete all tasks neatly in an A4 scrapbook/project file.
 - B. Use colours, drawings, pictures, charts, and creative borders.
 - C. Write in your own words.
- Maintain good handwriting and proper grammar.
- D. Submit the work till 5th July
 - E. Parents may guide, but students must do the work independently.

SECTION A – Reading Adventure 📖

1. Novel / Story Reading Task

Read any one age-appropriate book/storybook during the holidays.

Suggested books:-

- a. Charlie and the Chocolate Factory
- b. The Blue Umbrella
- c. Matilda
- d. The Jungle Book

Activity:

Prepare a Book Review Page including:

- ^Title of the book
- ^Name of author
- ^Favourite character
- ^Summary in 100–120 words
- ^Draw your favourite scene
- ^Write 5 new words with meanings

SECTION B – Creative Writing ✍️

2. "My Summer Diary"

Write 8 diary entries during the vacation.

Instructions:

Each entry should be 80–100 words.

Mention :

- °Date
- °Place visited / activity done
- °Feelings and experiences
- °Decorate each page creatively.

SECTION C – Grammar Through Fun 🎨

3. Grammar Collage Activity

Prepare a colourful collage on chart paper using old magazines/newspapers.

Choose ANY TWO topics:

- *Nouns
- *Pronouns
- *Adjective
- *Idioms
- *Synonyms & Antonyms

Instructions:

- °Paste pictures/words related to the topic.
- °Add definitions and 5 examples.
- °Make it attractive and informative.

SECTION D – Speaking & Listening 🗣️

4. Family Interview Activity:

Interview any elder family member.

Ask questions like:

^What games did you play in childhood?

^How were summer vacations different earlier?

^What advice would you give children today?

Instructions:

Write at least 8 questions and answers.

Add one photograph/drawing with the interview.

SECTION E – Art Integrated Activities 🎨

5. Character Mask Making

Choose a favourite literary character and make a mask using cardboard/paper plate.

Examples:

- Harry Potter
- Mowgli
- Alice

Instructions:

°Colour the mask neatly.

°Write 10 lines describing the character.

^^^Write one English handwriting page on daily basis

BONUS ACTIVITY 🌟

"Kindness Calendar"

Do one kind act every day for 10 days.

Examples:

- *Help parents
- *Feed birds
- *Water plant

Instructions:

Make a small calendar and write:

- 1 Date
2. Kind act done
3. How you felt afterwards

✦ Grammar Worksheets ✦

WORKSHEET 1 – NOUNS 🐾

A. Identify the Nouns and Write Their

Example:

Riya loves reading books.

→ Riya – Proper Noun, books – Common Noun

- The children played in the garden.
- Honesty is the best policy.
- The Ganga is a holy river.
- My team won the match yesterday.
- Gold is a precious metal.
- The teacher praised the students.
- Delhi is the capital of India.
- Wisdom comes with experience.
- A flock of birds flew across the sky.
- Silver is used to make jewellery.

B. Circle the Abstract Nouns

Kindness, pencil

Bravery, honesty

Mountain, freedom

Happiness, courage

Anger, childhood, table

WORKSHEET 2 – ADJECTIVES 🦋

A. Underline the Adjectives

- The clever fox jumped over the lazy cat.
- I bought a beautiful dress yesterday.
- The old man walked slowly.
- She has long black hair.
- We ate delicious mangoes.
- The bright sun shone all day.
- He lives in a small house.
- The blue kite flew high in the sky.
- My sister has a sweet voice.
- It was a cold morning.

B. Fill in the Blanks with Suitable Adjectives

- *The soup is ___ hot.
- *It was a ___ day.
- *My brother is ___ at cricket.
- *We saw a ___ rainbow.
- *The elephant is a ___ animal.
- *She wore a ___ dress.
- *The baby looks ___ today.
- *This is a ___ question.
- *We visited a ___ garden.
- *Ravi is a ___ student.

WORKSHEET 3 – DETERMINERS 🗣️

A. Fill in the Blanks Using:

(a, an, the, some, any, much, many)

- *I saw an elephant at the zoo.
- *There aren't many apples in the basket.
- *She drank some milk before sleeping.
- *We visited the Red Fort last year.
- *Do you have any pencils?
- *I ate a sandwich for breakfast.
- *There is not much sugar in the jar.
- *She bought some flowers from the market.
- *We need many chairs for the party.
- *He saw a rainbow after the rain.

B. Choose the Correct Determiner

- There is ___ water in the bottle.
- *I have ___ orange in my bag.
- *She has _ good friends.
- *We watched _ movie yesterday.
- *How ___ students are present?
- *I need _ help with homework.
- *There isn't _ juice left.
- *He adopted _ puppy last week.
- *Do you have ___ questions?
- *She saw _ moon at night.

WORKSHEET 4 – PRONOUNS 🧑🧒

A. Fill in the Blanks with Suitable Pronouns

- * ___ am going to the market.
- * Rahul is absent because _ is sick.
- * This pen belongs to _.
- * The children enjoyed _.
- * What is _ favourite subject?
- * She is _ best friend.
- * Rohan and Amit said _ would come.
- * Please give the book to _.
- * _ are going on a picnic tomorrow.
- * The dog wagged ___ tail happily.

B. Write different kinds of Pronoun::

- ~ I completed the project.
- ~ This gift is for her.
- ~ They are playing football.
- ~ The cat hurt itself.
- ~ Is this notebook yours?
- ~ We enjoyed the movie a lot.
- ~ Mother gave me a chocolate.
- ~ He is my cousin.
- ~ The girls prepared the food by themselves.
- ~ Can you help us with this work?

Teacher's Note 🌟

"Grammar becomes easy when learning is mixed with creativity and fun. Enjoy the activities and keep practicing English every day!"

HINDI

1. अपने जीवन अपने जीवन काल में आप क्या बच्चा और क्या करना चाहते हैं और किसके लिए ,इस विषय पर 20 लाइन लिखो ।
2. आदर्श विद्यार्थी में कौन-कौन से गुण होने चाहिए उस विषय पर 25 लाइन लिखो।
3. सुभाष चंद्र बोस ने देश की आजादी में क्या योगदान दिया एक चार्ट पर उनका चित्र बनाओ और उनके बारे में 20 लाइन लिखो
4. संधि विषय पर चार्ट बनाओ
5. 20 सुलेख अवकाश कार्य कॉपी में लिखो
6. पाठ 1, 2, 3 ज्ञानलोक और पाठ 1,2 ,3 व्याकरण याद करो।
7. प्रतिदिन के पांच समाचार अपनी अवकाश पुस्तिका में लिखिए

MATHEMATICS

1. Learn tables 2 to 20. Write and practice them.
2. Watch the Movie "RAMANUJAN" on YouTube and write about his contribution in the field of Mathematics. Also mention the name of theories that he has given to the world of Mathematics.
3. Google the "name of the Mathematicians who have got the noble prize". Write the name of any 5 mathematicians from the list and also mention the work for which they've got the noble prize.
4. Download and watch the movie "The man who knew Infinity". Write the 10 things that you liked the most. Write two ideas which inspired you to study Mathematics.
5. Find 'Maximum' Temperatures and Minimum temperatures for 15 days and write down in your holiday homework notebook
6. How many family members do you have? Write their names, their relation with you and their ages. Also arrange their ages in ascending order.
7. Revise Chapter 1 (Integers), Chapter 2 (Fractions), chapter 3 (Decimals) and Chapter 4 (Rational Number) in holiday homework notebook. Be ready for a welcome 'Class

Test' when you will come to the school. 5. (Exponents and Power). 6. (Algebraic Expression)

- * Calculate the perimeter and area of the different rooms of your house.
- * Prepare a project based on "Decimals".
- * Math Project : - Laws of Exponents and Data handling.
- * Working Model on Algebraic identities.

Class 7 Mathematics Worksheet

70 Questions

Section A – Integers

1. Add: $(-15) + 27$
2. Subtract: $45 - (-18)$
3. Find the product: $(-9) \times 7$
4. Divide: $(-72) \div 8$
5. Simplify: $(-12) + (-19)$
6. Find the value of: $36 \div (-6)$
7. What is the additive inverse of -45 ?
8. Arrange in ascending order: $-7, 5, -2, 9, 0$
9. Find: $(-8) \times (-11)$
10. Simplify: $18 + (-25) + 14$
11. A submarine is 150 m below sea level. Represent it using integers.
12. Solve: $(-16) + 8 - (-5)$

Section B – Fractions

13. Add: $3/7 + 2/7$
14. Subtract: $9/10 - 3/10$
15. Multiply: $4/5 \times 3/8$
16. Divide: $7/9 \div 2/3$
17. Convert $5/8$ into decimal form.
18. Find the reciprocal of $11/13$.
19. Simplify: $15/25$
20. Compare: $5/6$ and $7/9$
21. Add: $2/5 + 7/10$
22. Subtract: $11/12 - 5/18$
23. Multiply: $7/11 \times 22/35$
24. A pizza was divided into 8 equal parts. Rahul ate 3 parts. What fraction of pizza did he eat?

Section C – Decimals

25. Add: $12.45 + 7.8$

26. Subtract: $45.67 - 18.9$

27. Multiply: 4.5×2.4

28. Divide: $35.7 \div 7$

29. Write 0.75 as a fraction.

30. Convert $7/20$ into decimal.

31. Arrange in descending order: 4.56, 4.065, 4.6, 4.506

32. Find the place value of 7 in 18.742

33. Simplify: $15.25 + 4.75 - 8.5$

34. Multiply: 0.08×100

35. Divide: $9.45 \div 0.5$

36. A ribbon is 5.75 m long. If 2.25 m is used, how much ribbon is left?

Section D – Rational Numbers

37. Identify the rational number: $3/5$, $\square 2$, \square

38. Add: $5/9 + (-2/9)$

39. Subtract: $-7/8 - 1/8$

40. Multiply: $-3/4 \times 8/9$

41. Divide: $6/7 \div (-3/14)$

42. Write three rational numbers between $1/2$ and $3/4$.

43. Find the additive inverse of $9/11$.

44. Simplify: $(-5/6) + (7/12)$

45. Compare: $-2/3$ and $-5/6$

46. Is 0 a rational number? Give reason.

47. Find: $(-4/5) \times (-15/8)$

48. Represent $7/4$ on the number line.

Section E – Exponents and Powers

49. Write $2 \times 2 \times 2 \times 2$ in exponential form.

50. Find the value of 3^4 .

51. Simplify: $5^2 + 2^3$

52. Find: 10^3

53. Express 729 as a power of 3.

54. Simplify: $(2^3) \times (2^2)$

55. Simplify: 7^0

56. Find the square of 18.

57. Find the cube of 5.

58. Simplify: $(4^2) \div (4^1)$

Section F – Algebraic Expressions

59. Identify the variable in: $5x + 9$ 60. Find the coefficient of y in: $8y - 3$ 61. Simplify: $3x + 5x$ 62. Simplify: $7a - 2a + 9$ 63. Add: $(4x + 3)$ and $(2x - 5)$ 64. Subtract: $(8y + 6) - (3y - 2)$ 65. Simplify: $2m + 5 - 3m + 7$ 66. Find the value of $4a + 3$ when $a = 5$.67. Find the value of $2x - 7$ when $x = 9$.68. Write an algebraic expression for: “5 more than a number p ”69. The length of a rectangle is x cm and breadth is 6 cm. Write the expression for perimeter.70. Simplify: $6p + 4q - 2p + 3q$

Social Science

- 1 . Learn contents of part 1 Social Science
- 2 . Learn capitals of State, Union territories and Neighbouring country of India
- 3 . Make any two models:-
 1. Create mountains, plateaus, plains, deserts, and islands on a model map of India.
 2. 3D water cycle
 3. Voting Box Model
 4. Natural and Humen Disaster
- 4 Project work:- (Use A4 border sheet)
 1. Topic: About any any two ancient Indian rulers
 2. Topic: Different types of pollution and their conservation
 3. Topic: Collect information on Dr. B.R. Ambedkar covering his life and his contribution.
- 5 .Activity work (any two) :- Make chart or A3 Sheets:(Draw and Paste)
 1. Varna jaati system
 2. posters showing words like Justice, Liberty, Equality, and Fraternity.
 3. Preamble of India
 4. Journey of money(Barter system, metal coins, paper money ,Digital money)
6. Map Work
Mark the following on the map of India:
 1. States of India
 2. Union territories of India
 3. Neighbouring country of India
 4. Important 10 Rivers of India
 5. Important mountains range of India

Note-

Use colored pens, use A3 sheet vertically
Add borders and headings
Paste pictures neatly
Keep handwriting clean

Science

1. Science Scrapbook

Make a small scrapbook on the topic “Science in Daily Life.”

Paste or draw 10 pictures related to:

- | | | |
|---------------|-----------|--------------|
| * Electricity | * Plants | * Human body |
| * Machines | * Weather | * Pollution |

Write 2–3 lines about each picture.

2. Diagram Practice

Draw and label neatly:

- | | |
|---------------------|----------------------|
| 1. Digestive System | 2. Parts of a Flower |
| 3. Water Cycle | 4. Electric Circuit |

Use colours and proper headings.

3. Activity Work

Perform any two activities at home and write observation:

- | | |
|--------------------|----------------------------|
| * Seed germination | * Rainwater collection |
| * Shadow formation | * Separation of substances |

Write:

- | | |
|-------------|------------------|
| * Aim | * Materials used |
| * Procedure | * Observation |

4. Learn and Write

Write and learn:

- * 5 scientific names of plants/animals
- * 10 units and their symbols
- * 10 important scientists and their inventions

5. Environmental Awareness

Make a poster on any one topic:

- * Save Water
- * Say No to Plastic
- * Clean Earth Green Earth
- * Importance of Trees

6. Revision Work

Revise Chapters:

- * Nutrition in Plants & Animals
- * Heat
- * Acids and Bases
- * Physical and Chemical Changes

Write one page summary of each chapter in your notebook.

7. Fun Science Quiz

Prepare 20 science GK questions with answers.

Example:

- * Which vitamin is produced in sunlight?
- * What is the SI unit of force?

8. Holiday Reading Task

Read any science-related article/newspaper cutting and paste it in notebook with:

- * Heading
- * Date
- * 5 lines summary

Instructions

- * Complete work neatly in Science notebook/file.
- * Use colours and creativity.
- * Submit homework after summer vacations.
- * Holiday homework will be included in assessment.

