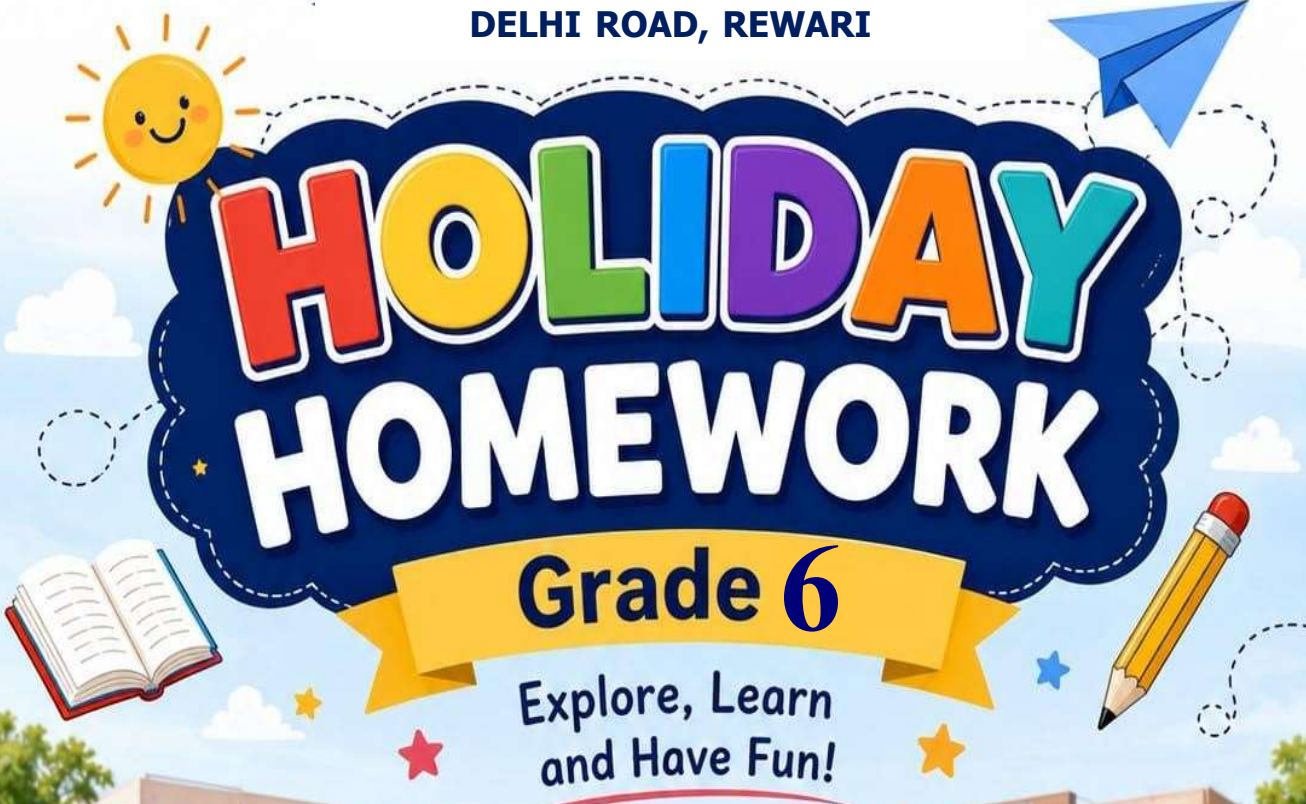







SURAJ SCHOOL


DELHI ROAD, REWARI



 Name: _____

 Class: _____ Section: _____

 Roll No.: _____

 Session: _____

ENGLISH

1. Learn the question and answers of the chapters taught in English Literature (1-4) and practice all the exercise of English Grammar in a separate Practice Notebook.
2. Make a chart on the following topics according to your roll number: –
 - 1 – 6 The Sentence (Roll No - 1-8)
 - 7 – 12 Nouns (Roll No - 9-16)
 - 13 – 18 Pronouns (Roll No - 17-24)
 - 19 – 24 Adjectives (Roll No - 25-32)
 - 25 – 30 Degree of Comparison (Roll No - 33-40)
3. Do the following given worksheets in your English notebook in the Grammar section.
4. Read English newspaper daily.
5. Write one page writing daily.

हिन्दी

1. सकारात्मक संदेश देता िआ एक विज्ञापन बनाइए जिसमें लोग प्रेरणा ले
विषय :- िीिन में पररश्रम का मित्ि, समाि सेिा, सब अनूठे
िैं।(पररयोिना कायय)
1. समाचार पत्र का प्रतिदिन एक लेख पढ़े
- 3 प्रततहदन एक सुलेख ललखखए
- 4 कोई 10 पर्यायवाची शब्द चित्र सहित चार्ट पर बनायें
- 5 गीता के दो दो श्लोक कंठस्थ करें ििि दो दो बार ललखें
6. पाठ 1 से पाठ 5 तक प्रश्न उत्तर याद करें। व्याकरण सहित
- 7 अपनी मनपसंद ऋतु पर एक कविता ललखखए(पररयोिना कायय)

Mathematics

1. Make a fraction wheel model
→ Proper fraction
→ Improper fraction
→ Mixed fraction
2. Create a table of
→ Prime numbers from 1 to 100
→ Factors and multiples of any 10 numbers

3. Solve
 - 20 difficult questions on HCF, LCM
 - 20 questions on integers
 - 10 word problems on fraction
4. Integer Number Line Activity

5. Prepare a number line using ribbon/thread and mark:
 - * Positive integers
 - * Negative integers

6. Revise – Unit 1 to 5

7. Learn square, cube 2 to 25 and table 2 to 20

Science

Instructions:

- Do all work neatly.
- Use colors, labels, and creativity.
- Students may use household or waste materials for activities and models.
- Parents may guide, but work should be done by students.

1. Self-Made Questions ✍ □

Prepare:

- 5 questions from each chapter
- Write answers also

2. Do given project / Activities according to your Roll Numbers:-

For all students:- 🖱

a. Make a working traffic light model using waste materials?

Use materials like cardboard, colored paper, LED lights, bottle caps, wires, and batteries to show how traffic signals work.

For Roll no 1-10 🖱

b. Create a simple electric circuit using household materials?

Use items like a battery, bulb, wires, switch, cardboard, or foil paper to show the flow of electricity in a closed circuit.

For Roll no. (10-20) 🖱

C. Design a rainwater harvesting model using waste materials?

Use cardboard, plastic bottles, straws, clay, or small containers to show how rainwater can be collected and stored.

(For Roll no. 20-30)

D. Prepare a simple water purification model using household materials?

Use items like sand, cotton, gravel, charcoal, plastic bottles, or mesh to demonstrate the process of filtering dirty water.

(For Roll No. 30 onwards)

E. Make a colorful solar system model using waste or decorative materials?

Use thermocol balls, clay, cardboard, thread, newspaper, or paint to show the Sun and planets in sequence.

3. Science Vocabulary 🗣

Write:

- 5 new words from each chapter
- Meaning of each word

4. Revise the complete syllabus

Social Science

1. Model (Any one) :-

1. Make a model of the solar system using clay or another method.
2. Diversity of India: different, culture, different language different religion.
3. Early human evolution: Discovery, tools, first mineral, First pet animal etc.
4. Map Work:-

Draw and paste map of India and label:

1. States of India with capital
2. Union territories of India with capital
3. Neighbouring countries of India with capital
4. 10 important rivers of India
5. Important mountain ranges of India

5. Project Work (any three) *(Use A4 border sheet)*

1. Topic: My State (Haryana) - Location, Capital, Famous food,
2. Festivals, Tourist places
3. Topic: Harappa civilization
4. Topic:- Life history of Gautam Buddha
5. Topic- The government: Types, Organ, Level

6. Activity work

Make a chart or A3 Sheets

1. Structure of the Panchayati Raj
2. Movement of the Earth rotation and revolution with diagram
3. Types of landforms

7. Learn contents Social Science

8. Learn capitals of State, Union territories and Neighbouring country of India

Instructions -

Write neatly and use colors.

Submit after summer vacation