

SURAJ SCHOOL

DELHI ROAD, REWARI

A Global CBSE Affiliated English Medium Co-Education School

HOLIDAY HOMEWORK

For Class 4



Name : _____
Class : _____
Section : _____
Roll No. : _____
Session : 2026 - 27



Dear Parents,

Holidays are a wonderful time to relax, explore and learn. Kindly guide and motivate your child to complete these activities neatly and independently. Your support helps in your child's all-round development.



We appreciate your continued support in your child's educational journey and look forward to a productive interaction.




MATHEMATICS

- 1) Make a chart on any one of the following topics:-
 - i) Numeration best phone Indian system.
 - ii) Properties of addition.
 - iii) Basic 7 Alphabet of Roman numerals.
- 2) Show the concepts of tens and ones with help of bindis: -
 Examples: - 10 , $10+1 = 11$, $10 + 2 = 12$, $10 + 3 = 13$
 To be done on chart.
- 3) Make a working model of expanded form and place value table.
- 4) Learn and write: -
 Square, Cube and Tables from 2 to 20.
- 5) Revise Unit- 1, 2 and 3.

English

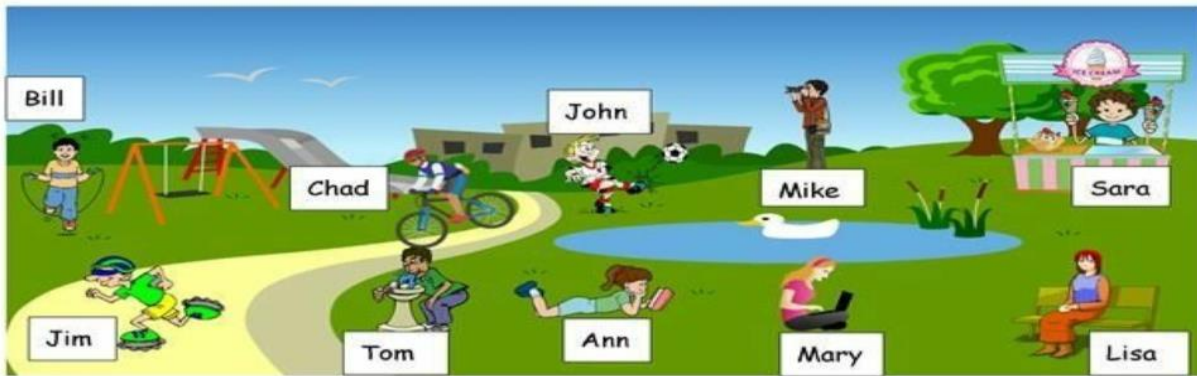
- a. Family time: As holidays are time for families to get together.
 Interview any one of your family member. Create a family tree and collect stories about them like (hobbies, liking and disliking, their childhood memories etc.)
 This will help you practice asking questions, to listen, and write the content in a logical manner.



- b. Prepare a beautiful greeting card on the occasion of “Father’s Day”. Write 5 lines about your father.
- c. Write 20 antonyms and synonyms from chapter 1 to 4 of “Reader” and memorize them.
- d. Prepare a chart on Parts of speech.
- e. Complete the given worksheet with correct word.

- Note:
1. Revise the back exercise of chapter 1 to 4 of “Reader”.
 2. Practice the question and answers
 3. Reading Practice: Read two pages daily from your English book .

* Prepare a chart of Wh Question with examples.



What are they doing now?

- | | | | |
|--------------------|-----------------|-------------------|---------|
| reading_a_book | playing_soccer | jumping_rope | |
| using_a_computer | taking_pictures | riding_a_bike | skating |
| sitting_on_a_bench | drinking_water | selling_ice_cream | |

- Bill_is_____.
- Jim_is_____.
- Tom_is_____.
- Chad_is_____.
- John_is_____.
- Mike_is_____.
- Ann_is_____.
- Mary_is_____.
- Lisa_is_____.

Verb 'TO BE'

Q. Complete the sentences with correct verb to be.

is

are

am

- Rohit and Raman good friends.
- She a helpful Teacher.
- He playing in the garden.
- Children going to school.
- I cooking food for the dinner party.
- We going to picnic tomorrow.
- Parents the first teacher.
- Teacher's day a special day.
- I lucky to have a parents like you.
- She a very kind lady.



1. Numbers and Numeration

1. Write the place value of the underlined digits in the following numbers:

(a) 87281 _____ (b) 38968 _____

(c) 763268 _____ (d) 419825 _____

(e) 68316 _____ (f) 27995 _____

2. Write the numerals for the following number names:

(a) Fifty eight thousand eight hundred fifteen _____

(b) Eight lakh seven hundred eighty four _____

(c) Nineteen thousand nineteen _____

(d) Sixty thousand six hundred five _____

(e) Seven lakh thirteen thousand five hundred sixty eight _____

3. Compare the given numbers and fill in the boxes with $<$, $>$ or $=$ sign.

(a) 435001 437180 (b) 59122 51922

(c) 73540 73405 (d) 307015 307150

(e) 92567 81576 (f) 10010 10011

4. Fill in the missing numbers.

(a) 7852 = _____ thousands + _____ hundreds + _____ tens + _____ ones

(b) 6345 = _____ thousands + _____ hundreds + _____ tens + _____ ones

(c) 5873 = _____ thousands + _____ hundreds + _____ tens + _____ ones



Matching Numbers and Words up to 10000

5 450	Six thousand four hundred and thirty.
1 234	One thousand three hundred and sixty seven.
1 007	Two thousand four hundred and ninety five.
9 873	One thousand eight hundred and sixty five.
1 367	One thousand and seven.
4 325	Seven thousand three hundred.
7 300	Five thousand four hundred and fifty.
1 865	Nine thousand eight hundred and seventy three.
2 495	One thousand two hundred and thirty four.
6 430	Four thousand three hundred and twenty five.

ADDITION AND SUBTRACTION

1. Fill in the blanks :

1. The numbers which are added are called _____.
2. The answer of addition is called _____.
3. Zero added to any number is equal to the _____.
4. The answer of subtraction is called _____.
5. Any number - Zero = _____.
6. Any number - The same number = _____.
7. $3165 + 0 =$ _____.
8. $968 - 0 =$ _____.
9. $5818 - 5818 =$ _____.
10. $30 + 60 = 60 +$ _____.
11. $45 + (80 + 90) = 90 + 80 +$ _____.
12. $20 + 40 = 60$. The addends are _____ and _____.
13. $75 + 25 = 100$. The sum is _____.
14. $65 - 25 = 40$. Here the difference is _____.

Add:

- | | | |
|--|--|--|
| <p>1) $\begin{array}{r} 3175 \\ + 4863 \\ \hline \end{array}$</p> | <p>2) $\begin{array}{r} 5818 \\ + 2795 \\ \hline \end{array}$</p> | <p>3) $\begin{array}{r} 6490 \\ + 2839 \\ \hline \end{array}$</p> |
| <p>4) $\begin{array}{r} 3185 \\ 2136 \\ + 1123 \\ \hline \end{array}$</p> | <p>5) $\begin{array}{r} 4011 \\ 3125 \\ + 1263 \\ \hline \end{array}$</p> | <p>6) $\begin{array}{r} 3821 \\ 2004 \\ + 3695 \\ \hline \end{array}$</p> |
| <p>7) $\begin{array}{r} 3999 \\ + 5676 \\ \hline \end{array}$</p> | <p>8) $\begin{array}{r} 5315 \\ + 6326 \\ \hline \end{array}$</p> | <p>9) $\begin{array}{r} 3123 \\ 1234 \\ + 4321 \\ \hline \end{array}$</p> |

SOCIAL STUDIES

A. The activities mentioned below are to be done roll number wise.

1) Paste the pictures of any 5 historical monuments of India on chart paper. Write few lines on each of them.

Roll no. 1 to 10.

2) Prepare a poster showing various tourist places situated in the Himalayan Mountain.
(Use chart paper)

Roll no. 11 to 20.

3) Collect some spices from your kitchen. Now, put the spices in small plastic pouches and paste them and write the name of each spice below its pouch.

(Use A4 sheet)

Roll no. 21-30

4) Prepare project on minimum 12 national symbol of India.

5) paste the picture of all the Prime Ministers of India till date and also write their names.
(use chart paper)

B. Revise the whole syllabus of April and May

C. Learn states and capitals, Union Territories and Neighbouring countries.

(Paste maps on your notebook)

D. Write 10-10 lines about India and Union Territory " Andaman and Nicobar Islands" under the given subheadings, make a project.

Collect information about Union Territory "Andaman and Nicobar Island" under the given subheadings, make a project file using relevant pictures and illustrations.

- * Climate and Location.
- * Plant and Animal Life
- * Transport and Communication.
- * Life of the People
- * Tourism

GLOBES AND MAPS

Q.1 Fill in the blanks

- a) A book of maps is called an _____.
- b) The ratio of distance on a map to the actual distance on the ground is called _____ of the map.
- c) If north is at the top in map, west is to the _____.
- d) A map showing rivers, plains and mountains is called a _____ map.
- e) Light blue colour on a map shows _____ waters and dark blue shows _____ waters .
- f) The science of map making is called _____.
- g) High mountains in maps are shown in the _____ colour
- h) Maps showing states and capitals are called _____ maps.

Q.2 Read the following statements carefully and mark (√) on the true and (X) on the false one.

- a) A map is a storehouse of information. ()
- b) There are seven oceans and five continents on the earth. ()
- c) We can make a globe for a small part of the earth. ()
- d) Forests and industries cannot be shown on a map. ()
- e) A map is more convenient to use than a globe. ()

हिंदी

- 1) अगर आपको जादू का ब्रश या कोई अन्य जादुई चीज मिल जाए तो आप उससे क्या-क्या काम करना चाहेंगे ? एक सूची बनाइए।
- 2) भाषा तथा स्वर एवं व्यंजन से पांच पांच शब्द बनाएं और इन सभी को का आकार देकर चार्ट पर चिपकाएं।
- 3) 10 सुलेख लिखिए।
- 4) पाठ 4 और 5 से संज्ञा और सर्वनाम शब्द छांटकर चार्ट पर लिखिए।
- 5) अपनी मनपसंद ऋतु (मौसम) पर एक कविता लिखिए।
- 6) लिंग और वचन को चित्र के साथ चार्ट पर लिखिए

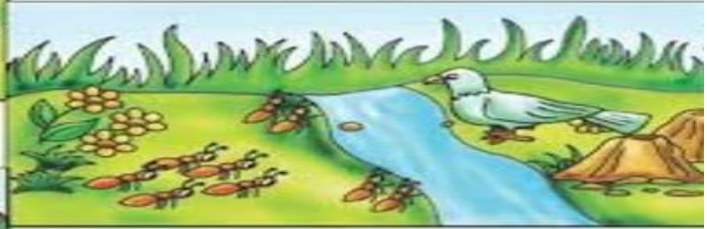
2. नीचे दिए गए चित्र को देखकर दिए गए शब्दों की सहायता से चित्र-वर्णन कीजिए।



मैट्रो, दिल्ली, शान, सुविधा, आरामदायक, यातायात, तेज, यात्रा

7. राज्य और उनकी भाषाओं का एक चार्ट बनाएं

ये चित्र क्या कहानी बताते हैं और इससे हमें क्या शिक्षा मिलती है लिखो:



Science

1. Learn new words, exercise and Q-A of Ch - 1 to 4.
2. Visit a plant nursery with your parents, make a list of five indoor and five outdoor plants.
3. Collect and paste 5 pictures of different types of terrestrial and aquatic plants on a A4 size sheet.
4. Find and write information of any 5 animals related to their use in our daily lives (Tamed/ Domestic).
5. Complete the below mentioned activities on A4 size colourful sheet as per the Roll No.
 - a. Draw the structure of leaf and label it.(Roll no.1-20).
 - b. Draw life cycle of a fish(Roll no 21-30).
 - c. Draw life cycle of a butterfly. (Roll no 31-38).