



FIT
INDIA

SURAJ **SCHOOL**

SURAJ
EDUCATION

Delhi Road, Rewari - 123106

A Global Senior Secondary CBSE English Medium School



www.surajschoolrewari.com



rewari@surajschool.com



9992306133, 01274-240066

Summer Holiday Homework **(2024-25)** **CLASS –I**

“Summers are back

Holidays are here

Days of Fun

Have just begun


We can stroll here & there

We can roll here & there

We can sleep when we want

It’s the time to beat the heat

With a Yummy Ice-cream treat.”



ENJOY YOUR SUMMER VACATIONS!!



FIT
INDIA

SURAJ SCHOOL

SURAJ
EDUCATION

Delhi Road, Rewari - 123106

A Global Senior Secondary CBSE English Medium School



www.surajschoolrewari.com



rewari@surajschool.com



9992306133, 01274-240066

HOLIDAY HOMEWORK (2024-25)

CLASS- I

“Genius is one percent inspiration and ninety-nine percent perspiration. As a result, a genius is often a talented person who has simply done all of his/her work on time”.

Dear Parent

Summer vacations are full of fun and frolic. We get up early in the morning, play with our friends, go out for picnics and explore new places. There is a lot more to do to make the vacations more interesting, exciting, meaningful and full of fun.

To keep our little ones indoors in the sweltering heat and to utilise their time with constructive and creative activities, we are sending a few activities that would help the child to get a grasp of the work done in the school. Wishing you and your ward an exciting, enriching and exhilarating vacation.

Here are some activities given to help you child become independent and confident:-

INDEPENDENT ME

Make your child independent by making him/ her do various day-to-day activities like:-

- Buttoning and unbuttoning the shirt.
- Learn to wear shoes and socks.
- Taking bath independently.
- Folding their clothes.
- Arranging toys properly in the cupboard.
- Learn how to zip their school bag and clothes.

IMBIBING SOCIAL SKILLS

'Alone we can do so little; together we can do so much.'

Encourage your child to:-

- Greet with a smile when someone comes to the house.
- Go outdoors and play with his/her friends.
- Share the toys and things with their friends and siblings.
- Use magical words THANK YOU, SORRY, EXCUSE ME and PLEASE.
- Sit at the dining table with the family to eat using proper table manners.

Note: Kindly go through the instructions carefully and do the needful accordingly.

- a) Classes I-II entire Homework to be done in the given worksheets
- b) Detailed homework to be done in the concerned subject notebook
- c) Well labelled Holiday homework to be submitted to the concerned Class Teacher/Subject Teacher on **Wednesday July 05, 2024.**

Wishing you all a very Happy Summer Break!!

English

Instructions: Circle the nouns from the list of words given below.

Play	Jump
Rishi	Table
Write	Pen
Monkey	Dog
Sit	Eat
Shirt	Pink



Use of a/an



___ mango



___ cap



___ tomato



___ egg



___ owl



___ whistle



___ book



___ igloo



___ ant



___ umbrella



___ apple



___ tree

Name :

Date :

FILL THE MISSING LETTER

Directions: Fill in the blanks with missing letter.



	A	B		
.....	E	G	H	I
J	L	N
P	R	S	U
V	X	Z	

HINDI

Class :1

Name:

Hindi Worksheet

दिए गए चित्रों को देखकर उनके सही नाम चुनिए । Choose the correct name of the given pictures.



खत घर



मटर कलम



पल नल



बरगद सरकस



शहर शहद



अदरक अचकन



फल हल

10

दस बस



यह तब



कलम कमल


नाम:-

दिनांक:-

रिक्त स्थान भरो



घ.....



ग.....



फ.....




ई.....



ज.....



प.....



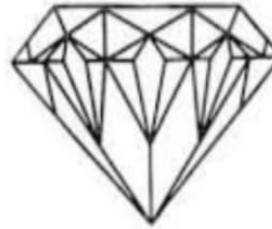
छ.....



व.....



ध.....



न.....

नाम - _____

दिनांक _____



मात्रा की यात्रा

। की मात्रा सही स्थान पर लगाओ।

रम्.....

ब...ज...

सीत.....

क...ल...

राज्.....

पपीत....

अ...म्

द....म

म...म.....

र...ध...

हर...

दीय...

मीर...







अ...ज...

SCIENCE

Living and Nonliving Things

Worksheet 1

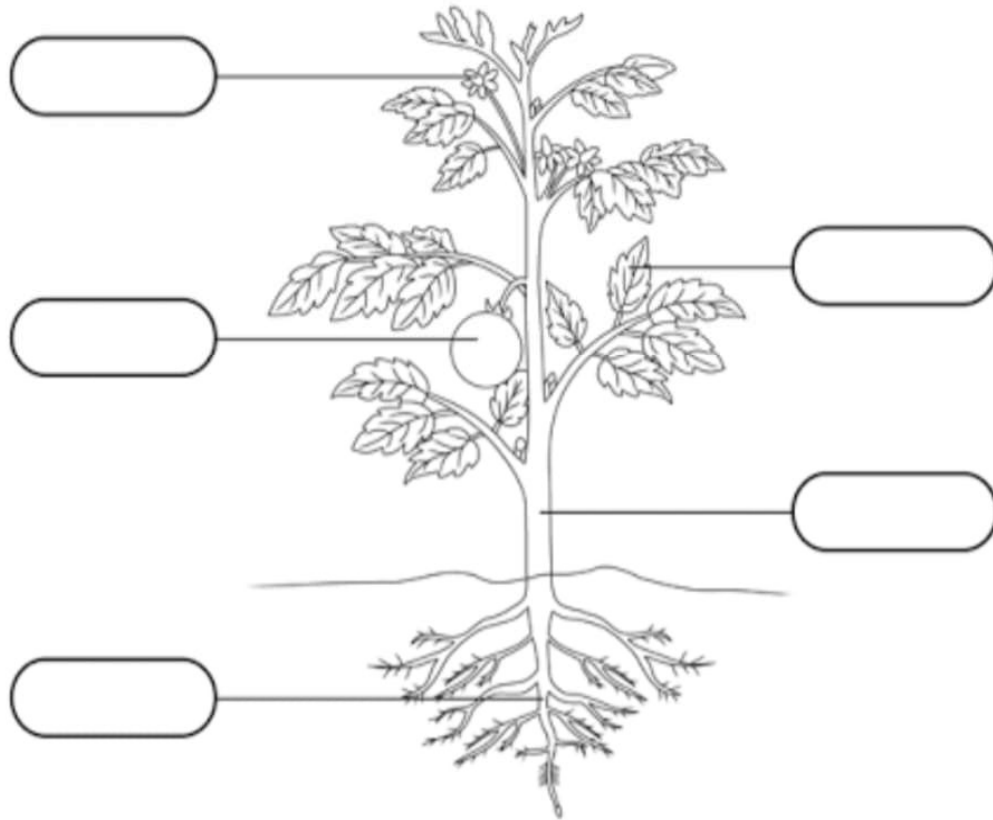
Fill in the blanks with correct answers.

1. things can breathe. 
 - a) Living
 - b) Nonliving
2. things do not eat.
 - a) Living
 - b) Nonliving
3. Car  is an example of thing.
 - a) living
 - b) nonliving
4. things can grow and change.
 - a) Living
 - b) Nonliving
5. Plants,  trees  and animals  are things.
 - a) living
 - b) nonliving
6. Balls, bats and clothes are things.
 - a) living
 - b) nonliving
7. things can sense. 
 - a) Living
 - b) Nonliving

Name: _____

Date: _____

Label the Parts of a Plant



Word Box

Flower

Fruit

Stem

Leaf

Root

Social Studies

All about Myself

1. My name is _____.
2. I am a boy/girl _____.
3. I am _____ years old.
4. I study in class _____.
5. My class teacher's name is _____.
6. My father's name is _____.
7. My mother's name is _____.
8. The name of my school is _____.
9. My favourite food is _____.
10. I like to play _____.




Draw and write the name of your favourite:

1. Food	2. Vegetable
3. Toy	4. Animal

BODY-PARTS WORKSHEET

Let's name the body parts!



-
- | | | | | |
|----------|-------|------|------|---------|
| Forehead | Mouth | Ear | Arm | Eyebrow |
| Nose | Chest | Leg | Foot | Knee |
| Hand | Eye | Hair | | |






Maths

NAME: _____ DATE: _____



Counting 1 to 9

Count the number of objects and circle the number on the right.

	<table border="1"> <tbody> <tr> <td data-bbox="868 798 998 934">3</td> <td data-bbox="998 798 1120 934">4</td> <td data-bbox="1120 798 1242 934">8</td> </tr> </tbody> </table>	3	4	8
3	4	8		
	<table border="1"> <tbody> <tr> <td data-bbox="868 1060 998 1186">7</td> <td data-bbox="998 1060 1120 1186">2</td> <td data-bbox="1120 1060 1242 1186">1</td> </tr> </tbody> </table>	7	2	1
7	2	1		
	<table border="1"> <tbody> <tr> <td data-bbox="868 1312 998 1438">3</td> <td data-bbox="998 1312 1120 1438">6</td> <td data-bbox="1120 1312 1242 1438">5</td> </tr> </tbody> </table>	3	6	5
3	6	5		
	<table border="1"> <tbody> <tr> <td data-bbox="868 1564 998 1690">9</td> <td data-bbox="998 1564 1120 1690">2</td> <td data-bbox="1120 1564 1242 1690">8</td> </tr> </tbody> </table>	9	2	8
9	2	8		
	<table border="1"> <tbody> <tr> <td data-bbox="868 1816 998 1942">1</td> <td data-bbox="998 1816 1120 1942">6</td> <td data-bbox="1120 1816 1242 1942">3</td> </tr> </tbody> </table>	1	6	3
1	6	3		

Name: _____

Fill in the blanks

$8 + \square = 9$

$2 + \square = 4$

$\square + 3 = 8$

$6 + \square = 7$

$\square + 4 = 6$

$3 + \square = 5$

$\square + 9 = 9$

$1 + \square = 3$

$1 + \square = 6$

$\square + 1 = 10$

$4 + \square = 9$

$\square + 2 = 3$

$\square + 6 = 10$

$8 + \square = 9$

$\square + 6 = 9$

$2 + \square = 8$

GK



Name _____

Date _____

Match the Flower with their names



sunflower



Rose



Tulip



Daisy



lily

Grade _____



COMPUTER

Name _____ Grade1 _____

Matching - Computer Parts

Directions: Identify and match each computer term.



1.

A. Keyboard



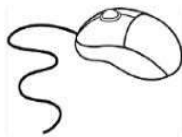
2.

B. Monitor



3.

C. Printer



4.

D. CPU



5.

E. Mouse



6.

F. Speakers

1) Students to be provided with a base (thick sheet) on which he/she will prepare the letters with the help of clay to form the words : ' SAVE WATER. '



